



Renewables

Date: September 06, 2021

To

BSE Limited
P J Towers,
Dalal Street,
Mumbai – 400 001
Scrip Code: 541450

The National Stock Exchange of India Limited
"Exchange Plaza",
Bandra – Kurla Complex,
Bandra (E), Mumbai – 400 051
Scrip Code: ADANIGREEN

Dear Sir,

Sub: Intimation of Analysts / Institutional Investors Meeting - Presentation

Dear Sir,

Pursuant to Regulation 30 of the SEBI (Listing Obligations and Disclosure Requirements) Regulations, 2015 and in furtherance to Company's intimation dated September 04, 2021, the presentation for the Equity Conference is enclosed herewith and also being uploaded on website of the Company www.adanigreenenergy.com.

You are requested to take the same on your records.

Thanking You

Yours Faithfully,

For, Adani Green Energy Limited

Pragnesh Darji

Company Secretary

Adani Green Energy Limited
Adani Corporate House, Shantigram,
Nr Vaishno Devi Circle, S G Highway
Khodiyar, Ahmedabad 382 421
Gujarat, India
CIN: L40106GJ2015PLC082007

Tel +91 79 2555 5555
Fax +91 79 2555 5500
investor.agel@adani.com
www.adanigreenenergy.com



Adani Green Energy Limited

Equity Presentation

Sep 2021

CONTENTS

1 Adani Group

2 AGEL: Company Profile

3 AGEL: Transformational Advantage

4 AGEL: ESG

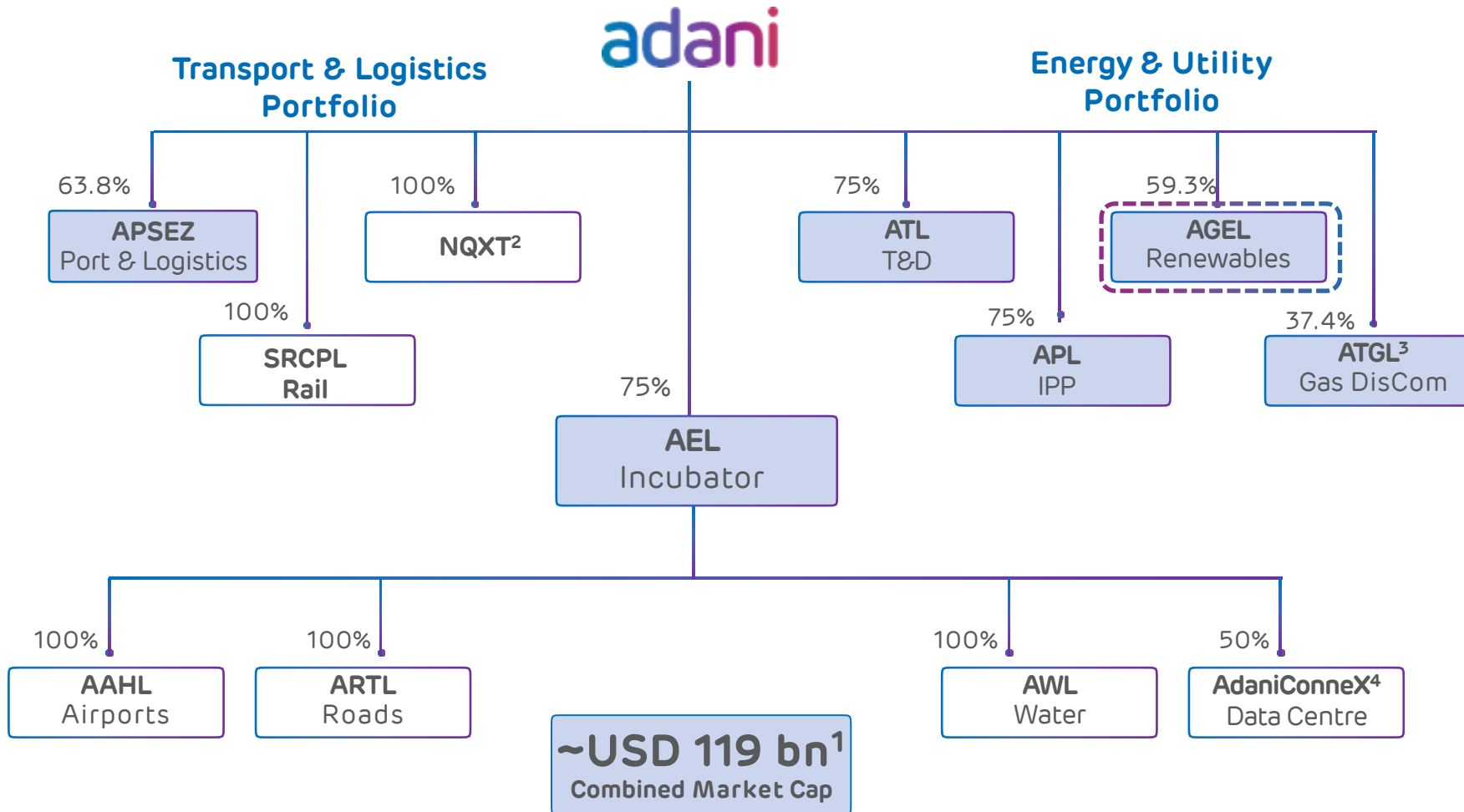
5 Value Creation through Transformative Investment Philosophy

Annexures



Adani Group





Adani

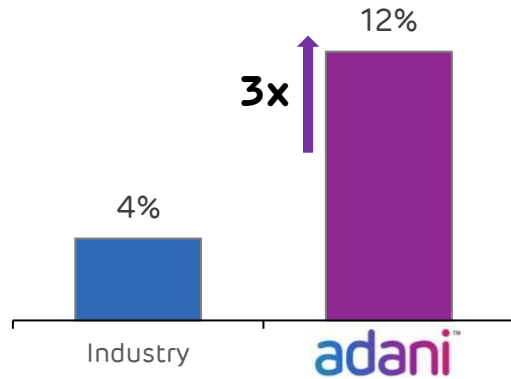
- **Marked shift from B2B to B2C businesses –**
 - **ATGL** – Gas distribution network to serve key geographies across India
 - **AEML** – Electricity distribution network that powers the financial capital of India
- **Adani Airports** – To operate, manage and develop eight airports in the country
- **Locked in Growth –**
 - Transport & Logistics - Airports and Roads
 - Energy & Utility – Water and Data Centre

Opportunity identification, development and beneficiation is intrinsic to diversification and growth of the group.

1. As on Aug 31, 2021, USD/INR – 73 | Note - Percentages denote promoter holding & Light blue color represent public traded listed verticals
 2. NQXT – North Queensland Export Terminal | 3. ATGL – Adani Total Gas Ltd | 4. Data center, JV with EdgeConneX

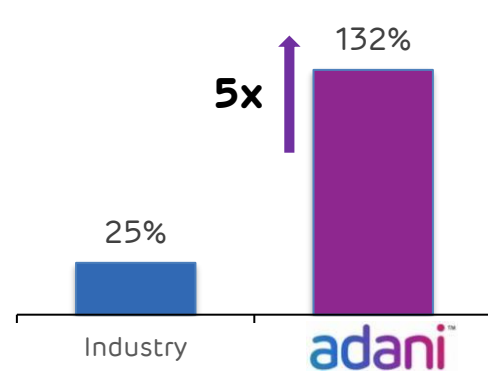
Adani Group : Decades long track record of industry best growth rates across sectors

Port Cargo Throughput (MMT)



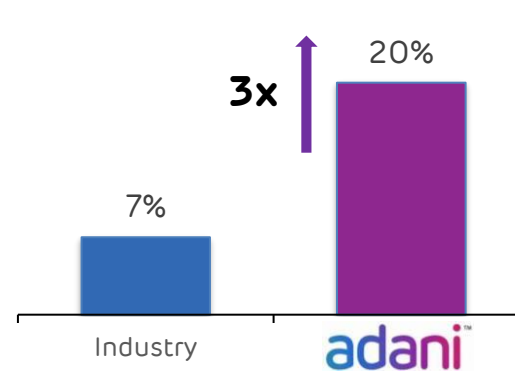
2014	972 MMT	113 MMT
2021	1,246 MMT	247 MMT

Renewable Capacity (GW)



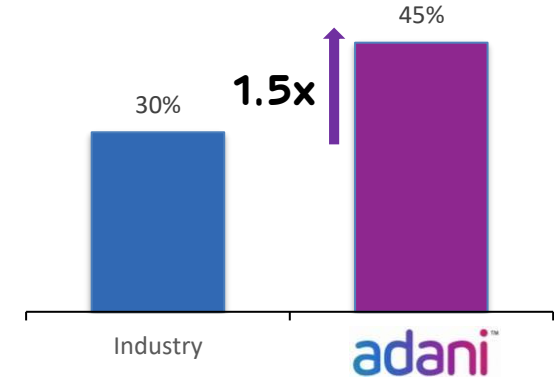
2016	46 GW	0.3 GW
2021	140 GW ⁹	19.3 GW ⁶

Transmission Network (ckm)



2016	320,000 ckm	6,950 ckm
2021	441,821 ckm	18,801 ckm

CGD⁷ (GAs⁸ covered)



2015	62 GAs	6 GAs
2021	228 GAs	38 GAs



APSEZ

Highest Margin among Peers globally
EBITDA margin: 70%^{1,2}
Next best peer margin: 55%



AGEL

World's largest solar power developer
EBITDA margin: 91%^{1,4}
Among the best in Industry



ATL

Highest availability among Peers
EBITDA margin: 92%^{1,3,5}
Next best peer margin: 89%



ATGL

India's Largest private CGD business
EBITDA margin: 41%¹
Among the best in industry

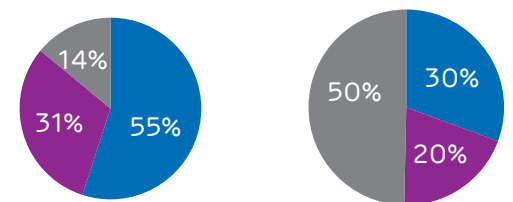
Transformative model driving scale, growth and free cashflow

Note: 1 Data for FY21; 2 Margin for ports business only, Excludes forex gains/losses; 3 EBITDA = PBT + Depreciation + Net Finance Costs – Other Income; 4 EBITDA Margin represents EBITDA earned from power supply 5. Operating EBITDA margin of transmission business only, does not include distribution business. 6. Contracted & awarded capacity 7. CGD – City Gas distribution 8. GAs - Geographical Areas - Including JV | Industry data is from market intelligence 9. This includes 17GW of renewable capacity where PPA has been signed and the capacity is under various stages of implementation and 29GW of capacity where PPA is yet to be signed



Activity	Origination	Site Development	Construction	Operation	Capital Mgmt
	<ul style="list-style-type: none"> Analysis & market intelligence Viability analysis Strategic value 	<ul style="list-style-type: none"> Site acquisition Concessions and regulatory agreements Investment case development 	<ul style="list-style-type: none"> Engineering & design Sourcing & quality levels Equity & debt funding at project 	<ul style="list-style-type: none"> Life cycle O&M planning Asset Management plan 	<ul style="list-style-type: none"> Redesigning the capital structure of assets Operational phase funding consistent with asset life

Performance	India's Largest Commercial Port (at Mundra)	Longest Private HVDC Line in Asia (Mundra – Mohindergarh)	648 MW Ultra Mega Solar Power Plant (at Kamuthi, Tamil Nadu)	Energy Network Operation Center (ENOC)	Revolving project finance facility of \$1.35Bn at AGEL – fully funded project pipeline
	<p>Highest Margin among Peers</p>	<p>Highest line availability</p>	<p>Constructed and Commissioned in nine months</p>	<p>Centralized continuous monitoring of solar and wind plants across India on a single cloud based platform</p>	<p>First ever GMTN¹ of USD 2Bn by an energy utility player in India - an SLB² in line with COP26 goals - at AEML</p> <p>Issuance of 20 & 10 year dual tranche bond of USD 750 mn - APSEZ the only infrastructure company to do so</p> <p>Debt structure moving from PSU banks to Bonds</p>

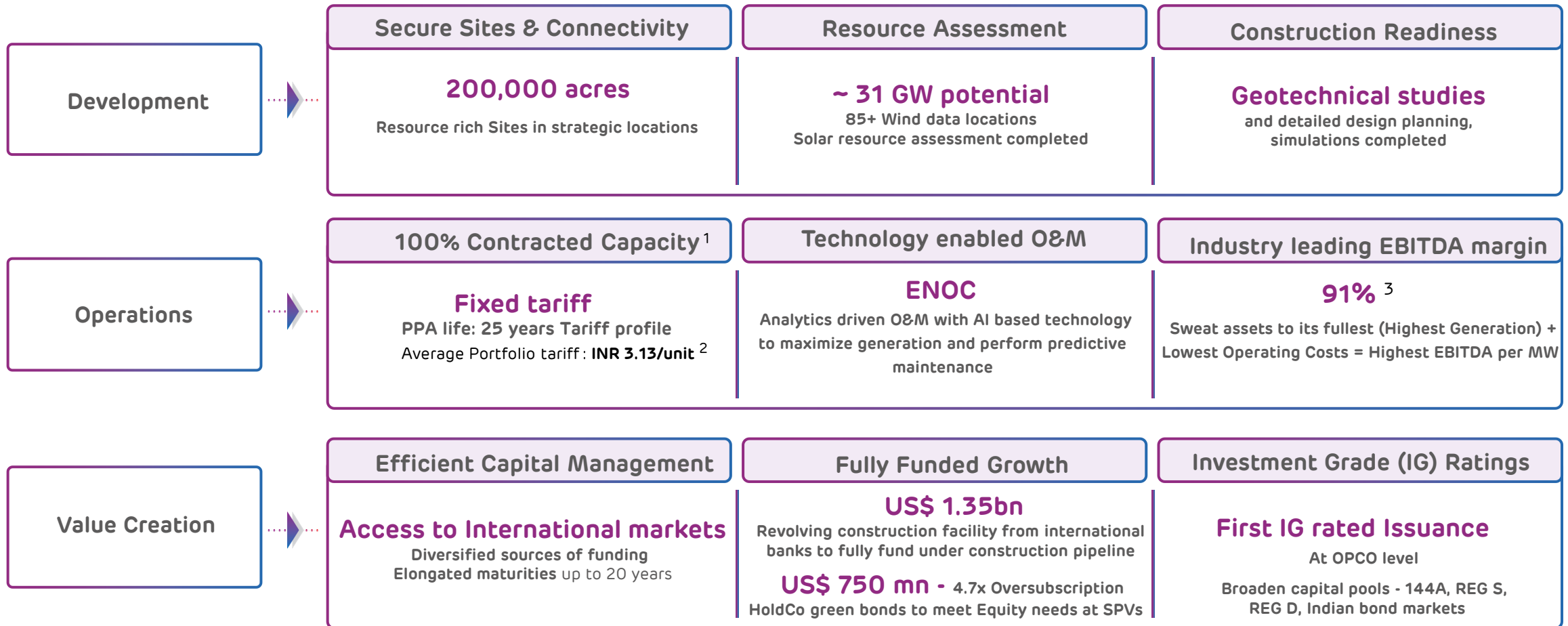


March 2016 March 2021

● PSU ● Pvt. Banks ● Bonds

1. GMTN – Global Medium Term Notes 2. SLB – Sustainability Linked Bonds

AGEL : Replicating Group's Simple yet Transformational Business Model



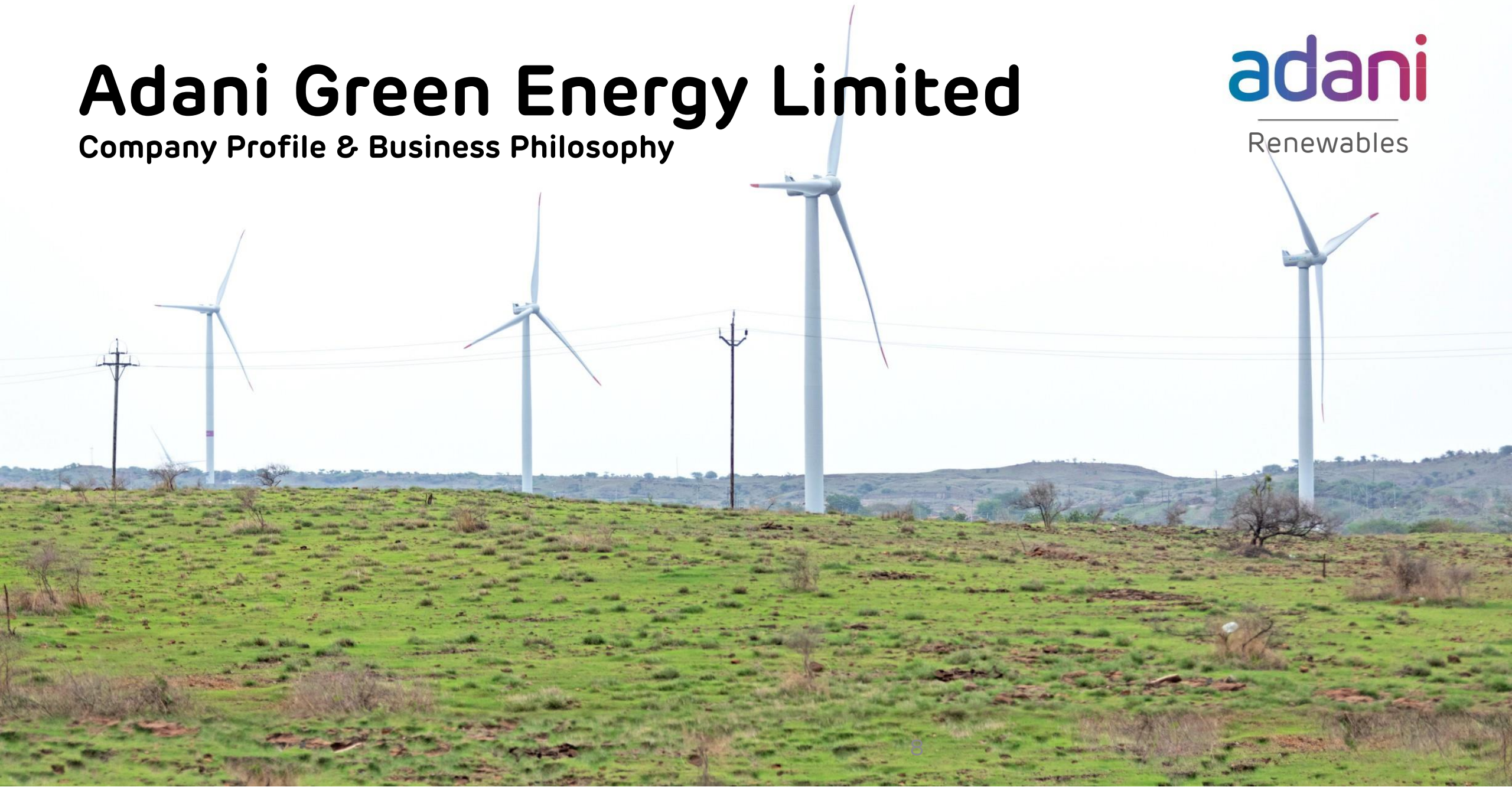
World's largest solar power developer⁴, well positioned for industry leading growth

1. Excluding a small merchant solar capacity of 50 MW
 2. Average tariff for locked-in growth of 19.8 GW
 3. EBITDA margin from power supply in FY21
 4. As per ranking by Mercom Capital

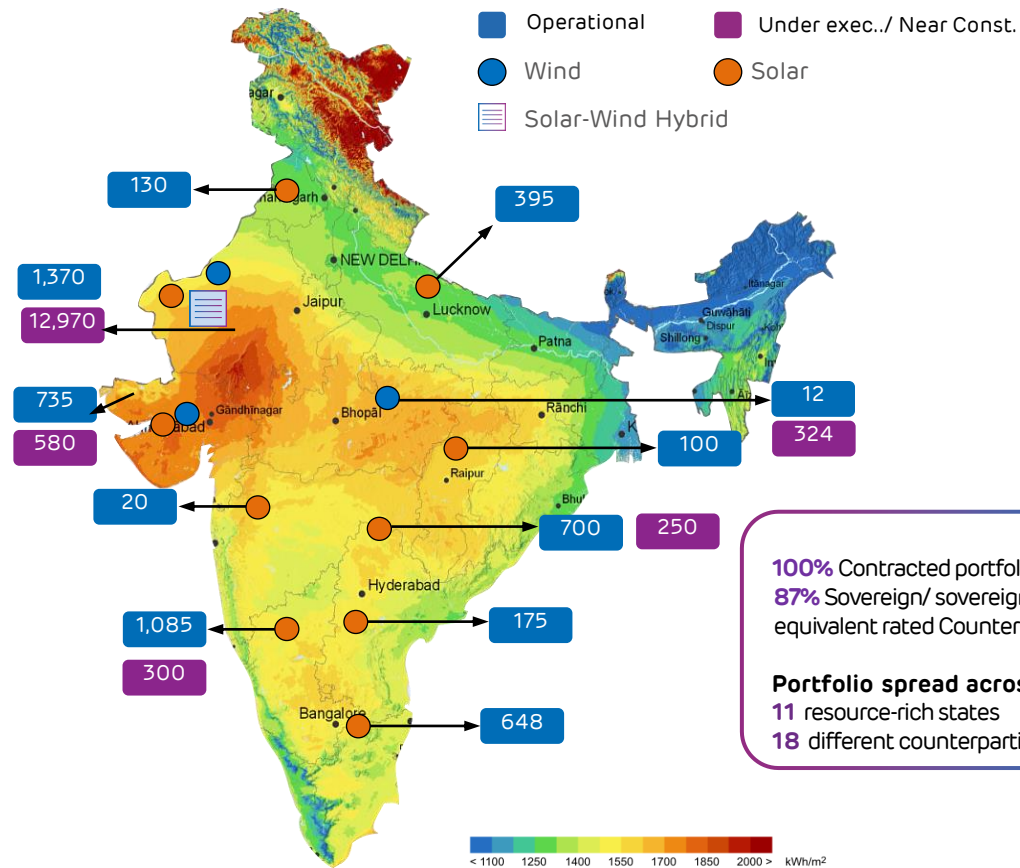
Adani Green Energy Limited

Company Profile & Business Philosophy

adani
Renewables

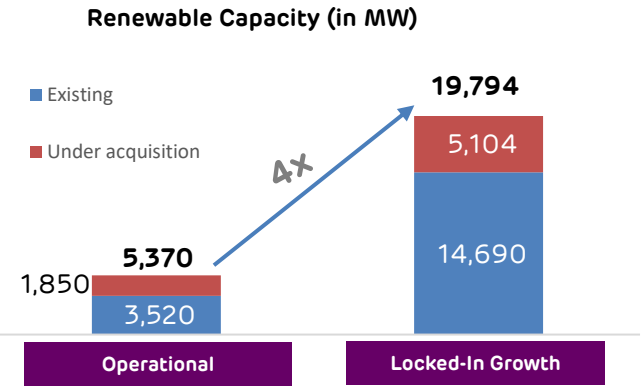


Pan India Presence ¹

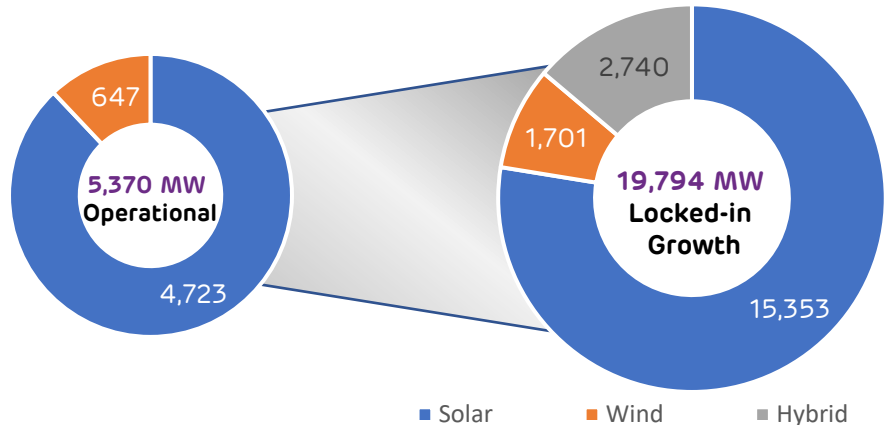


5x Locked-in Growth ¹

5,370 MW - Operational
5,424 MW - Under execution
9,000 MW - Near Construction²
19,794 MW - Locked-in Growth



Source-wise Capacity Breakup (in MW)



Ranked as Largest Solar Power Developer in the World by US based MERCOM Capital

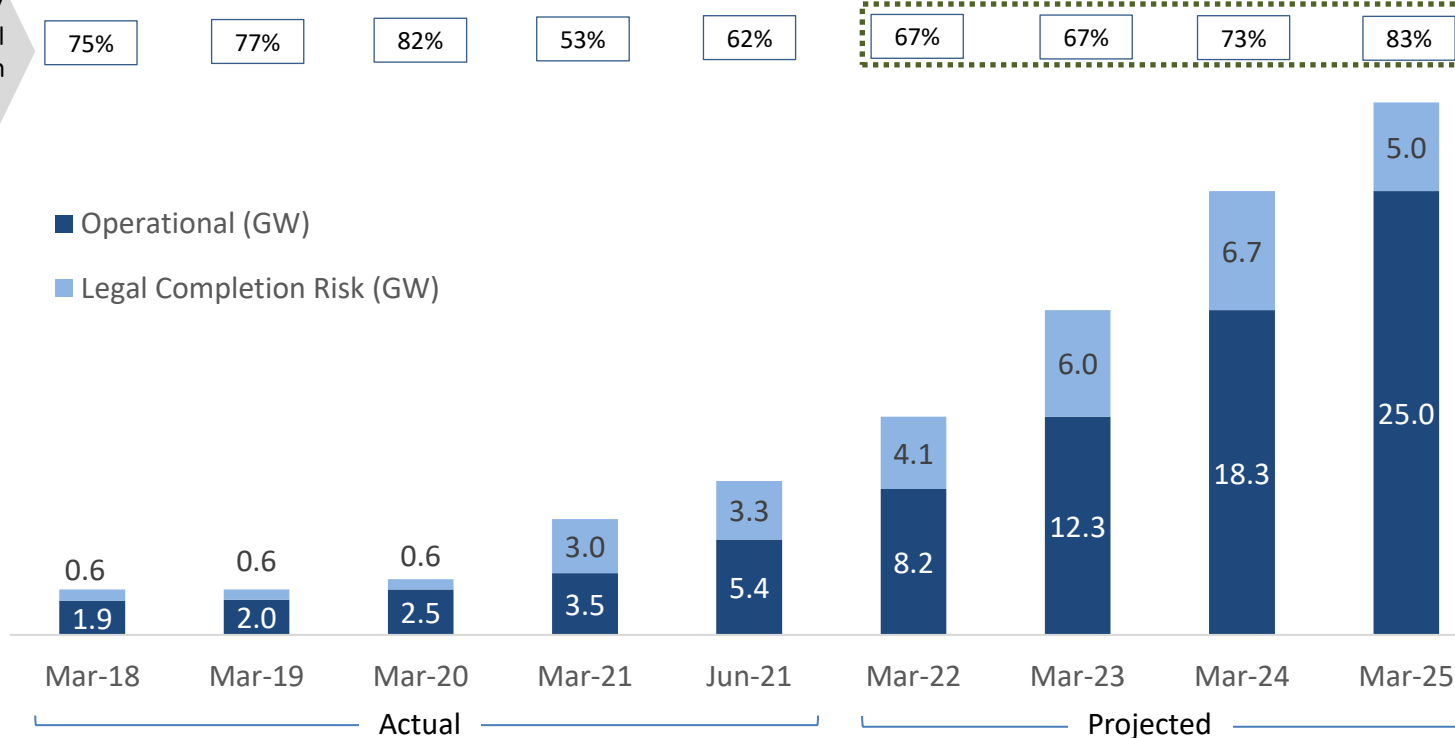
- The capacities include (i) SB Energy's 5 GW portfolio which is under acquisition (Operational: 1,700 MW, Under-execution: 2,554 MW, 700 MW const. pipeline) (ii) 150 MW operational wind assets under acquisition from Inox
- Letter of Award received and PPA to be signed
- Excluding a small merchant solar capacity of 50 MW

AGEL: Majority Operating Portfolio by 2022 reducing Development Risk

Assets contracted under 25 year PPA, **87% of capacity contracted to sovereign / sovereign equivalent rated counterparties**

Development risk to reduce with increasing proportion of Operating Capacity

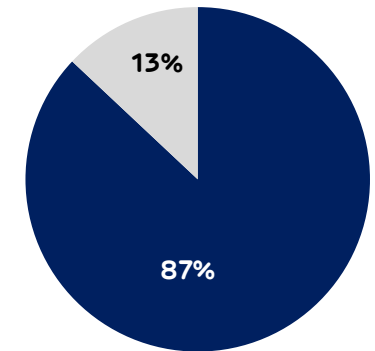
Operating capacity as % of Operational + Legal Completion Risk Capacity



Low counterparty risk

Counterparty mix by capacity for fully built portfolio

■ Sovereign / Sovereign equivalent rated ■ Others

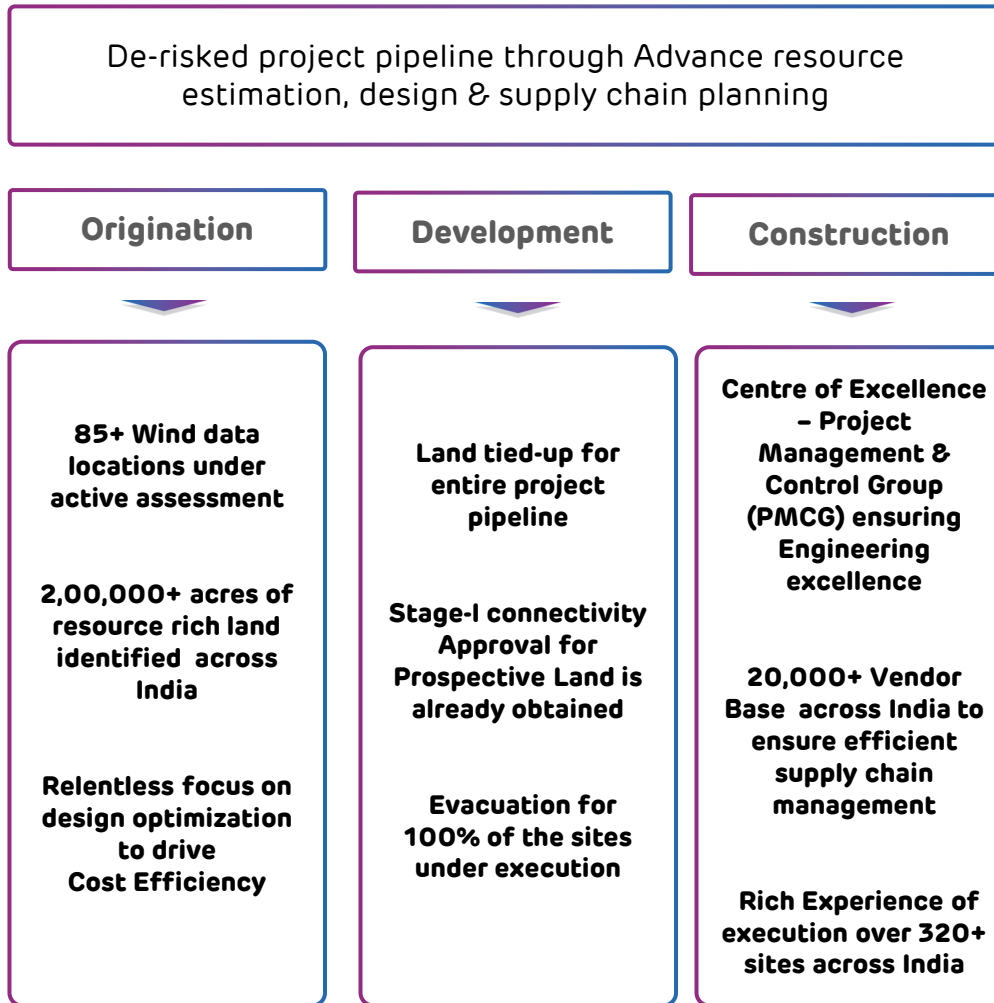


High quality portfolio with low development & counterparty risk

Note:
The capacities shown in the diagram include SB Energy assets which are under acquisition

'Legal Completion Risk' includes under construction projects which are projected to be commissioned within next 12 months

Project Development Excellence



O&M Excellence

Predictive Analytics leading to cost efficient O&M and high performance

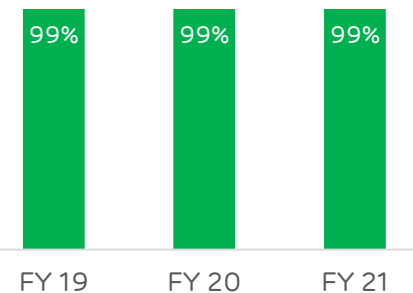
World-class **Energy Network Operations Centre** connected to **Solar & Wind plants across 11 States**



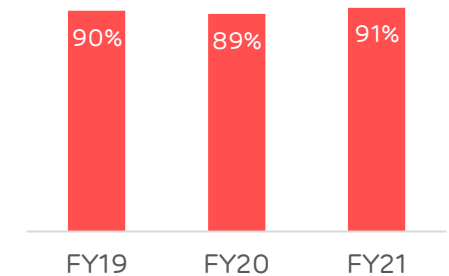
Renewable plants feed millions of datapoints which are processed, enabling informed decision making, resulting in:

- ✓ Reduced mean time to repair (MTTR) & Optimized mean time between failure (MTBF)
- ✓ Improved plant availability leading to increased electricity generation
- ✓ Targeted maintenance leading to lower O&M costs

Plant Availability (Solar)



EBITDA Margin (Power Supply)



Driving value through advance de-risking of project pipeline & analytics driven O&M

AGEL: ESG

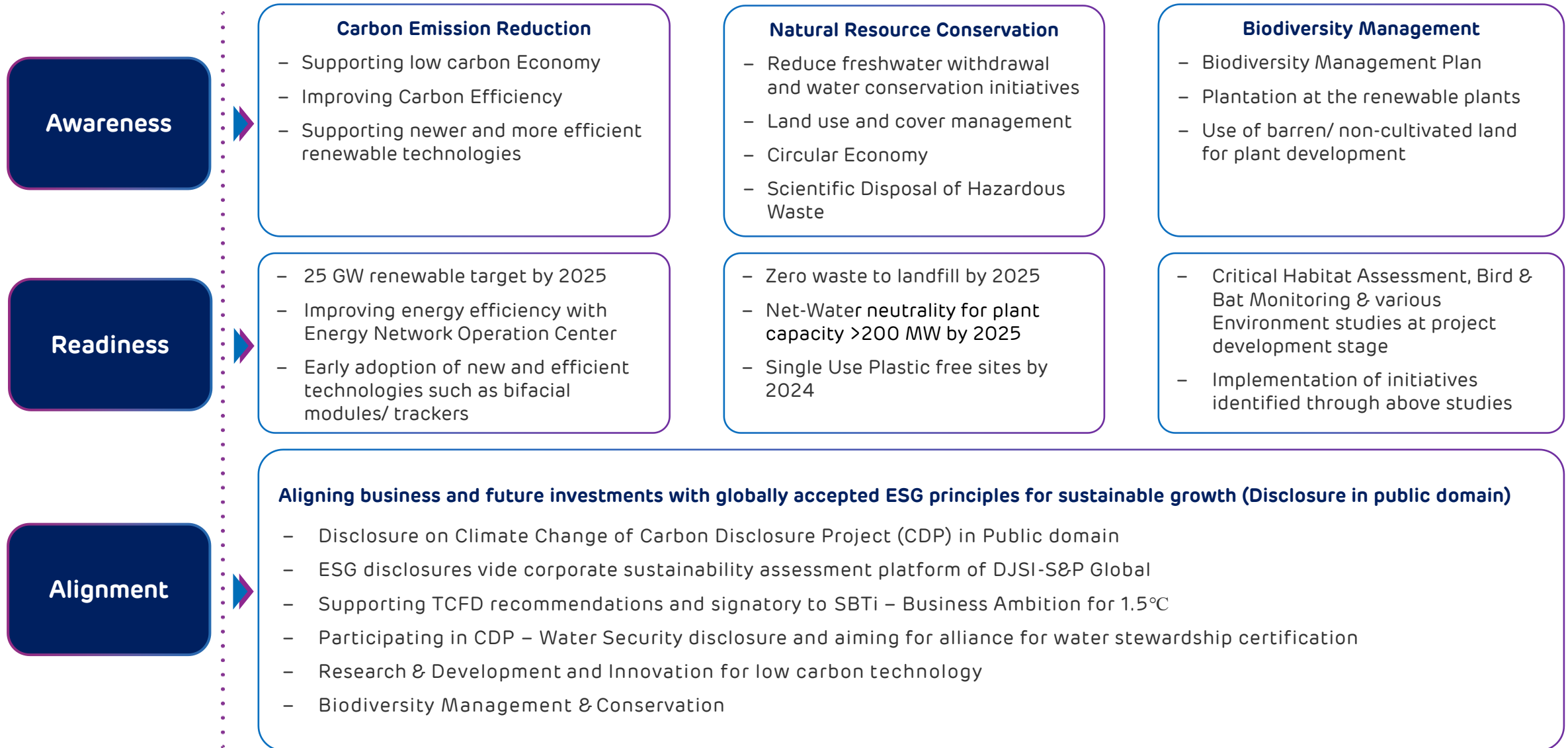
adani
Renewables





Ranked 3rd best in Indian Electric Utility sector ESG benchmarking of DJSI-SP Global & Assigned MSCI ESG Rating of 'A'

Guiding principles		
United Nations Global Compact	Sustainable Development Goals	SBTi
Disclosure Standards		
TCFD	GRI Standards	CDP disclosure
Policy Structure		Focus Area - UNSDG
E	<ul style="list-style-type: none"> - Biodiversity Policy - Energy and Emission Policy - Water Stewardship Commitment 	<ul style="list-style-type: none"> - Role in climate Action through de-carbonization of Grid - Responsible Consumption and Production - Safety & well-being - Quality Education - Sustainable cities & communities
S	<ul style="list-style-type: none"> - Guidelines on Human Rights - Corporate Social Responsibility Policy - Occupational Health and Safety Policy 	
G	<ul style="list-style-type: none"> - Board Diversity - Code of Conduct - Related Party Transaction Policy 	
Our Commitment		
<ul style="list-style-type: none"> - To be in Top 10 companies of the world in ESG benchmarking of electric utility sector by 2025 - To become Zero-Waste-to-Landfill (ZWL) company by 2025 - To become Single-use-Plastic-Free (SuPF) company by 2024 - Committed to Health and Safety of workforce with Zero Harm and Zero Leak objective - Inclusive growth including communities by undertaking CSR initiatives aligned with business impacts to leave positive footprints and societal happiness 		





Key Focus Areas



Our Key Social Initiatives mapped to UNSDG

Education 1. No Poverty 4. Quality Education	Multiple Locations	<ul style="list-style-type: none"> Own schools, digitalization and up-gradation of Govt. school to provide cost free education to the needy
Health 3. Good Health & Well Being	Multiple Locations	<ul style="list-style-type: none"> Winterwear distribution to underprivileged children, distribution of sports material to schools, COVID relief activities, improving health/ sanitization etc
Livelihood 2. Zero Hunger 8. Decent Work & Economic Growth	Multiple Locations	<ul style="list-style-type: none"> Livelihood projects for sustenance in multiple areas Opportunities given to local talent & inclusive growth NIL lost time injury frequency rate in FY21
Ecology 7. Affordable and Clean Energy 13. Climate Action 15. Life on Land 12. Responsible Consumption & Production	Multiple Locations	<ul style="list-style-type: none"> Current average portfolio tariff of Rs. 3.13 per unit much lower than APPC of Rs. 3.85 per unit 25 GW renewable capacity targeted by 2025 Barren/Non-cultivated land used for plants preventing impact on farmers' livelihood
Sustainable Innovation 9. Industry, Innovation & Infrastructure 11. Sustainable Cities & Communities	Multiple Locations	<ul style="list-style-type: none"> Cost efficient operation through ENOC Development of semi-automatic module cleaning system to reduce water usage by 46% Use of Single-use-plastic reduced to 'zero' from both supply chain and internal operation at AGEL's largest solar plant of 648 MW in Kamuthi, Tamil Nadu
Water Secure Nation 6. Clean Water and Sanitation	Tamil Nadu	<ul style="list-style-type: none"> Built ground water recharge reservoir to compensate water consumption at the Kamuthi plant by about 1.5x

Social licensing through alignment with UNSDGs with focus on education, livelihood, ecology & sustainable innovation

Note: The initiatives mentioned above include some initiatives through Adani Foundation at Adani group level.



Governance philosophy encompassing strong policy and structure backed by robust assurance mechanism

AGEL: Value Creation through Transformative Investment Philosophy



AGEL: Value Creation through Transformative Investment Philosophy

	FY 17		FY 21		Targeted Growth 2025
Capacity (MW)	748 MW	CAGR of 47%	3,470 MW ¹	7x growth	25,000 MW
Capital Employed ³	INR 50 bn <i>USD 685 mn</i>	CAGR of 37%	INR 178 bn <i>USD 2,438 mn</i>	7x growth	~ INR 1,200 bn <i>USD 16,438 mn</i>
Run-rate EBITDA ⁴	INR 8 bn <i>USD 110 mn</i>	CAGR of 40%	INR 31 bn <i>USD 425 mn</i>	6x growth	~ INR 200 bn <i>USD 2,739 mn</i>
EBITDA Return on Capital Employed	~ 16%	Consistent	~ 17%	Consistent	~ 17%
Credit Rating	Not Rated	Investment Grade Rating	BBB- ²	Investment Grade Rating	Commitment to maintain IG Rating

Fast paced growth with stable returns

¹ Includes 150 MW of wind projects under-acquisition from Inox

² Fitch Credit rating for RG2

³ Capital Employed for Operational Assets. For locked-in growth the estimated project cost has been considered

⁴ Estimated EBITDA for full year of operations; (Reported EBITDA from Power Supply for FY21 is INR 22 bn)

CAGR: Cumulative Annual Growth Rate; RG: Restricted Group

Infrastructure lineage

- Pedigree of Adani Group: leader in infrastructure –transport, logistics, energy and utility space
- Proven track record of excellence in development, O&M and capital management

Strong Government Push

- India targets Renewable capacity of 175 GW by 2022 & 450 GW by 2030 from 100 GW currently
- 'Must-run' status to renewable plants in India ensures continuous off-take of energy

Significant Growth Opportunity

- Targeted 5x growth from 5.4 GW currently operational to 25.0 GW by 2025
- Disciplined Capital Management with ring fenced structures such as RG1 & RG2

De-risked Project Pipeline

- 200,000+ acres of land identified across India and out of this, 100,000 acres acquired / under-acquisition
- Revolving Project Financing Framework put in place for an amount of USD 1.35 bn
- In-house engineering and long term relationships with key suppliers further help de-risk the growth

World-class O&M practice

- O&M driven by Analytics & Continuous monitoring with Energy Network Operation Centre
- Plant availability of ~ 100% (solar)

Predictable & Stable cash-flows

- Long term PPA's (25 years); 87% Sovereign & Sovereign equivalent rated Counterparties
- Operations continued normally even during crises situations like COVID-19
- EBITDA from Power Supply of ~90% over the past years

ESG Focus

- AGEL's largest solar plant of 648 MW in Kamuthi became the First net water positive plant of its kind in the world and the First single-use plastic free plant of its kind in the world
- Ranked 3rd best in Indian Electric Utility sector ESG benchmarking of DJSI-SP Global & Assigned MSCI ESG Rating of 'A'

Disclaimer

Certain statements made in this presentation may not be based on historical information or facts and may be “forward-looking statements,” including those relating to general business plans and strategy of Adani Green Energy Limited (“AGEL”), the future outlook and growth prospects, and future developments of the business and the competitive and regulatory environment, and statements which contain words or phrases such as ‘will’, ‘expected to’, etc., or similar expressions or variations of such expressions. Actual results may differ materially from these forward-looking statements due to a number of factors, including future changes or developments in their business, their competitive environment, their ability to implement their strategies and initiatives and respond to technological changes and political, economic, regulatory and social conditions in India. This presentation does not constitute a prospectus, offering circular or offering memorandum or an offer, or a solicitation of any offer, to purchase or sell, any shares and should not be considered as a recommendation that any investor should subscribe for or purchase any of AGEL’s shares. Neither this presentation nor any other documentation or information (or any part thereof) delivered or supplied under or in relation to the shares shall be deemed to constitute an offer of or an invitation by or on behalf of AGEL.

AGEL, as such, makes no representation or warranty, express or implied, as to, and does not accept any responsibility or liability with respect to, the fairness, accuracy, completeness or correctness of any information or opinions contained herein. The information contained in this presentation, unless otherwise specified is only current as of the date of this presentation. AGEL assumes no responsibility to publicly amend, modify or revise any forward looking statements, on the basis of any subsequent development, information or events, or otherwise. Unless otherwise stated in this document, the information contained herein is based on management information and estimates. The information contained herein is subject to change without notice and past performance is not indicative of future results. AGEL may alter, modify or otherwise change in any manner the content of this presentation, without obligation to notify any person of such revision or changes.

No person is authorized to give any information or to make any representation not contained in and not consistent with this presentation and, if given or made, such information or representation must not be relied upon as having been authorized by or on behalf of AGEL.

This presentation does not constitute an offer or invitation to purchase or subscribe for any securities in any jurisdiction, including the United States. No part of its should form the basis of or be relied upon in connection with any investment decision or any contract or commitment to purchase or subscribe for any securities. None of our securities may be offered or sold in the United States, without registration under the U.S. Securities Act of 1933, as amended, or pursuant to an exemption from registration therefrom.

VIRAL RAVAL

AGM - Investor Relations
Viral.raval@adani.com

+91 79 2555 8581

UDAYAN SHARMA

DGM - Investor Relations
udayan.sharma@adani.com

+91 79 2555 8114



adani

Renewables

Thank You